







SVC Youth Survey

1. Are you male or female?				
			Response Percent	Response Count
Male			50.0%	20
Female			55.0%	22
			<i>answered question</i>	40
			<i>skipped question</i>	0

2. How old are you?				
			Response Percent	Response Count
11-12			35.9%	14
13-14			35.9%	14
15-16			33.3%	13
			<i>answered question</i>	39
			<i>skipped question</i>	1

3. What village do you live in?			Response Percent	Response Count
Bar Hill			5.0%	2
Swavesey			100.0%	40
Over			7.5%	3
Papworth			5.0%	2
Elsworth or Knapwell			5.0%	2
Longstanton			5.0%	2
Hilton or Fenstanton			5.0%	2
Fen Drayton			5.0%	2
			Other (please specify)	0
			answered question	40
			skipped question	0

4. How long have you lived in your village?			Response Percent	Response Count
0-5 years			15.0%	6
6-10 years			20.0%	8
More than 10 years			72.5%	29
			answered question	40
			skipped question	0









5. What activities do you take part in or would be interested in taking part in if they were held in your village?

	Already participate	Interested in joining	Response Count
After school clubs	69.2% (9)	30.8% (4)	13
Church/chapel groups	100.0% (2)	0.0% (0)	2
Connections bus	50.0% (1)	50.0% (1)	2
Cricket	60.0% (3)	40.0% (2)	5
Football	37.5% (3)	62.5% (5)	8
Guides/Brownies/Rainbows	33.3% (1)	66.7% (2)	3
Keep fit/aerobics	28.6% (2)	71.4% (5)	7
Martial arts	75.0% (3)	25.0% (1)	4
Netball	25.0% (1)	75.0% (3)	4
Performing arts (drama, music, etc)	66.7% (4)	33.3% (2)	6
Racket sports (tennis, badminton, etc)	42.9% (3)	57.1% (4)	7
Rugby	50.0% (1)	50.0% (1)	2
Scouts/Beavers	75.0% (3)	25.0% (1)	4
Skate park	66.7% (2)	33.3% (1)	3
SVC Holiday Multi Sports	66.7% (4)	33.3% (2)	6
SVC Holiday Musical Theatre	33.3% (1)	66.7% (2)	3
Holiday Club (other)	100.0% (1)	0.0% (0)	1
Youth Club/Drop-in	100.0% (1)	0.0% (0)	1
		Other (please specify)	1
		<i>answered question</i>	20
		<i>skipped question</i>	20













6. If you would like to join any of the activities listed on the previous page but haven't done so far, please tell us why?			Response Percent	Response Count
I don't know when/where they are held			56.3%	9
The time/day is not good for me			25.0%	4
I can't get there			6.3%	1
It costs too much			25.0%	4
I have no one to go with			31.3%	5
I didn't know it was going on			43.8%	7
		Other (please specify)		4
		answered question		16
		skipped question		24






7. What else might you like to do that is not listed on the previous page?		Response Count
		9
	answered question	9
	skipped question	31

8. Which of the following are important to you in your village?

		Response Percent	Response Count
Sports clubs		29.2%	7
Arts activities (e.g. music, drama, etc)		20.8%	5
My friends		83.3%	20
Church/Chapel and their facilities		16.7%	4
Playing fields		25.0%	6
Activity clubs		8.3%	2
Community events		8.3%	2
The natural environment		29.2%	7
		Other (please specify)	0
		answered question	24
		skipped question	16





9. If available, which of the following training opportunities would you use?

		Response Percent	Response Count
Babysitting course		52.6%	10
Cycle/car maintenance		10.5%	2
Young Peoples' Arts Award		15.8%	3
Duke of Edinburgh Award		26.3%	5
Citizenship in Action		5.3%	1
Level 1 Youth Work Qualification		5.3%	1
Driving theory test		21.1%	4
DJ workshops		10.5%	2
Performing arts workshops		21.1%	4
IT/computer skills		15.8%	3
Conservation work		5.3%	1
Further Education (A/S level, GCSE courses)		10.5%	2
Other (please specify)			2
		answered question	19
		skipped question	21

10. If available, would you use any of the following?			Response Percent	Response Count
Youth counseling/advice services			7.7%	1
Youth club			53.8%	7
Youth Shelter			7.7%	1
School holiday activities			53.8%	7
More youth opportunities			7.7%	1
		answered question		13
		skipped question		27

11. If available, what would you want from your youth club?			Response Percent	Response Count
What day?			90.9%	10
Activities (please say what)			72.7%	8
Sport (please say what)			81.8%	9
Day trips (please say what)			72.7%	8
Other (please specify)			18.2%	2
		answered question		11
		skipped question		29




12. If available, which of the following school holiday activities would you use?

		Response Percent	Response Count
Multi-sports (range of sports)		65.0%	13
Day trips (e.g. bowling, swimming, museums, theatre etc)		45.0%	9
Performing Arts		25.0%	5
Creative Activity (e.g. photography, visual art, etc)		30.0%	6
Other (please specify)			0
		answered question	20
		skipped question	20





13. How do you travel in and out of your village?

	School, Training or Work	Weekends	Evenings	Response Count
Car (drive myself)	66.7% (2)	100.0% (3)	100.0% (3)	3
Car (get a lift)	11.8% (2)	100.0% (17)	70.6% (12)	17
Motorbike/scooter	50.0% (1)	50.0% (1)	100.0% (2)	2
Bicycle	26.7% (4)	73.3% (11)	66.7% (10)	15
Public transport - bus	28.6% (2)	85.7% (6)	42.9% (3)	7
Taxi	100.0% (1)	100.0% (1)	100.0% (1)	1
On foot	94.1% (16)	58.8% (10)	41.2% (7)	17
answered question				23
skipped question				17

14. Please give your view on public transport (for example buses)				
	School, training or work	Weekends	Evenings	Response Count
Not needed, have own transport	92.3% (12)	61.5% (8)	61.5% (8)	13
Would like to use but doesn't run often enough	40.0% (2)	60.0% (3)	40.0% (2)	5
Would like to use but doesn't go where I want it to	60.0% (3)	60.0% (3)	20.0% (1)	5
Can't afford the fares	60.0% (3)	80.0% (4)	40.0% (2)	5
Worried about traveling alone	66.7% (2)	66.7% (2)	33.3% (1)	3
Too young to travel	66.7% (2)	66.7% (2)	33.3% (1)	3
Other (please suggest what could be done to improve public transport)				0
answered question				18
skipped question				22

15. Do you see yourself staying in the village after leaving school/college?				
			Response Percent	Response Count
Yes			41.7%	10
No			20.8%	5
Don't know			54.2%	13
If no, could you explain why you might want to move away?				2
answered question				24
skipped question				16

16. How safe do you feel in your village?


		Response Percent	Response Count
Very safe		25.0%	6
Reasonably safe		79.2%	19
Not safe		20.8%	5
No opinion		12.5%	3
		<i>answered question</i>	24
		<i>skipped question</i>	16




17. Which places/areas in the village do you feel unsafe in?




		Response Count
		18
		<i>answered question</i>
		18
		<i>skipped question</i>
		22




18. What could be done to make you feel safer?







		Response Count
		14
		<i>answered question</i>
		14
		<i>skipped question</i>
		26

19. Which of the following crimes/antisocial behaviours worry you in the village?			Response Percent	Response Count
Speeding/reckless driving			45.0%	9
Fighting/violence			50.0%	10
Theft			45.0%	9
Criminal damage			55.0%	11
Litter/dog mess			35.0%	7
Substance abuse			15.0%	3
Bullying/intimidation			50.0%	10
Not concerned			15.0%	3
		Other (please specify)		2
		answered question		20
		skipped question		20

20. Do you think there should be a Youth Parish Council or a Youth Forum in the village?			Response Percent	Response Count
Yes			29.2%	7
No			33.3%	8
Don't know			45.8%	11
		answered question		24
		skipped question		16

21. If yes, would you be prepared to join in?			Response Percent	Response Count
Yes			4.5%	1
No			59.1%	13
Don't know			45.5%	10
			answered question	22
			skipped question	18

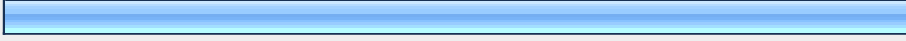


22. Do you think there is enough information available from your Youth Worker and/or Swavesey Action for Youth?			Response Percent	Response Count
Yes			16.7%	4
No			37.5%	9
Don't know			54.2%	13
			answered question	24
			skipped question	16

23. How would you like to receive information?			Response Percent	Response Count
Text			28.6%	6
E-mail			57.1%	12
Notice Board			23.8%	5
Website			38.1%	8
Social Networking Site (Bebo, Facebook, MySpace, etc)			9.5%	2
Newsletter			52.4%	11
		Other (please specify)		1
		answered question		21
		skipped question		19

24. Would you be willing to volunteer to help with any of the groups listed below in the village?			Response Percent	Response Count
Improving the environment (picking litter, pond cleaning, etc)			22.2%	2
Youth club			44.4%	4
Holiday clubs			66.7%	6
Helping the elderly			22.2%	2
Helping the disabled			22.2%	2
Community events			44.4%	4
		Other (please specify)		0
		answered question		9
		skipped question		31

25. What do you think about the following statement: "My village is a great village for young people to grow up in."			Response Percent	Response Count
Strongly Agree			12.5%	3
Agree			62.5%	15
Disagree			20.8%	5
Strongly Disagree			8.3%	2
No opinion			12.5%	3
			<i>answered question</i>	24
			<i>skipped question</i>	16

26. What other issue/s in your village concern you that have not already been covered in this questionnaire?		Response Count
		3
		<i>answered question</i>
		3
		<i>skipped question</i>
		37

27. If you would like to volunteer for any of the activities mentioned in this questionnaire please detach and complete your details below.			Response Percent	Response Count
Name			100.0%	5
Form			100.0%	5
Year Group			100.0%	5
			<i>answered question</i>	5
			<i>skipped question</i>	35